



The dust changes air



# Wellbeing of your home





## ■ ■ ■ Certifications



Company with certified Quality System UNI EN ISO 9001: 2015



Conform with European Community directives (inlets and central units)



Brazilian Certificate  
Inmetro - Instituto Nacional de Metrologia, Qualidade e Tecnologia



China Compulsory Certification for residential models without wireless function



European Certification for all residential units



Degree of electrical  
insulation class II



For filters

## ■ ■ ■ Patents

Our central vacuum cleaner system is covered by exclusive patents, which further improve the product and make it unique in the Italian and worldwide market.

Patent **Infinity Wireless System**: Control system for central vacuum, management on and off with a wireless system combined with conveyed radio waves.

Patent **Dea series** suction inlets for a convenient opening from bottom to top.

Patent **Socket frame** for immediate testing of the system.

Patent **Aria-Suite**: the aspirarredo system installed without building works by channelling external sight.

## Since 1974 innovations to save time and effort



General D'Aspirazione was founded in 1974, when Fausto Bianchi and his wife Mariagrazia sensed the need of a highly innovative cleaning system, then unknown to the Italian public.

Since then, the central vacuum systems, General D'Aspirazione, now known as GDA, have become a well-known reality in every health-conscious environment – from the kitchen to the bedroom.

GDA has one important mission:

- to improve the air we breathe
- offering a highly sophisticated and efficient central vacuum cleaner system
- breaking through the current genre of cleaning mechanisms.

The company over time has managed to combine the enthusiasm, energy and passion of a family. Today



Chiara, Claudia and Matteo guide the company focusing on the ambitious objective of continuous innovation to an already sophisticated, and technically superior product.



100% MADE IN ITALY



Deep  
hygiene



Silent  
operation



Time saving



Practicality  
and safety



Energy  
saving



Easy  
maintenance



Versatility

## Many reasons for choosing the GDA Centralised Vacuum System quality



The air vacuumed from various rooms in the residence is filtered and expelled out of your home environment ensuring the **total elimination of micro dust, dust mites and bacteria.**

With the GDA system you will not hear the annoying motor noise of the vacuum cleaner, as the control unit is **soundproof** and placed in the service area – out of sight!

The **high vacuum suction power**, together with the light weight of the **hose helps** to reduce the time spent on cleaning.

The switching on and off of the vacuum system works **directly from the handle.**

Due to the **high vacuum** suction power, it reduces the time spent on cleaning. The **complete elimination of dust allows** to decrease the times of cleaning per day. With these 2 advantages, you can gain energy savings. Furthermore, **the GDA units consume only 1 Watt in Stand-By.**

Maintenance is almost non-existent. periodic replacement (every 2-4 months) of the dust collection bag placed inside the container is sufficient. The filter is cleaned by **a self-cleaning system**, present in the "Total series", powered by an integrated air compressor.

It is suitable for **all types of surfaces**: smooth floors, wood floors, carpets, upholstery, curtains etc. GDA systems add extraordinary value by vacuuming all liquids from the floor through the Liquid aspirator, especially useful in small domestic jobs.



# ■ ■ ■ Cleanliness Silent operation Effectiveness Wellness

## CLEANLINESS

a central vacuum system is the only system that makes sure to expel the air sucked completely out of the building, resulting in the total elimination of micro dust, dust mites and bacteria.

## SILENT OPERATION

It is no longer a dream to clean without hearing the noise of the vacuum cleaner. The GDA centralized vacuum cleaner's control unit is **soundproof**, to reduce noise, and placed in the utility area – out of sight!

## EFFECTIVENESS

Its effectiveness is unbeatable: Tests prove that with conventional units only large dust particles are withheld, whilst the GDA models are able to **keep all dust particles** in the unit.

## WELLNESS

With GDA you invest in not just a product but a new lifestyle that is oriented towards a system that offers greater wellness, hygiene, efficiency, silence, practicality and design with ergonomic comfort in the most valuable environment: **YOUR HOME.**







## ■ ■ ■ Vacuum units

### WIRELESS SYSTEM

The wireless system, standard on all models, allows the switching on and off of the system directly from the handle of the hose, making everything easier. The GDA central units also operate with the traditional system with low voltage wires, if requested.

### SELF-CLEANING FILTER SYSTEM

The Total series is equipped with a patented self-cleaning system to clean the central unit, powered by an integrated air compressor.

### MULTI-YEAR WARRANTY

The GDA central units are granted up to 5 years.

### INTEGRATED DISPLAY

The integrated display of the central unit shows the maintenance to be carried out and any alarms by scrolling texts which explain the action to take.

### OUTDOOR INSTALLATION

Our units can be installed outdoors as they are manufactured with all-weather resistant materials.

### EMBEDDED USER INTERFACE

It can be installed in a central spot in your home. The display shows the messages through the blinking LED informing about ordinary and extraordinary maintenance.

### SPARE FILTER

The Intelligence and Total series have the spare filter as a standard enabling ease of periodic maintenance.

### STANDBY POWER

GDA centrals are the only ones that consume only 1 Watt in standby.







Wireless system allows the switching on and off of the system with a single touch

## ■ ■ ■ The embedded box and the outdoor box

### THE EMBEDDED BOX (ONLY FOR WS/WI 1000 MODEL)

This box is thought for who finds it hard to mount the machine and not cover it. It secures the machine **safely** inside. The additional **acoustic layers** improve the reduction of the already low motor noise level. The box can be installed in any location right from the exterior area to the balcony or even inside the home.

### THE OUTDOOR BOX

To obtain further protection of the unit and sound reduction, the outdoor box can be installed in **any environment** (available for all versions of control units).

### NOISE REDUCTION

The unit placed inside the box enjoys a **noise reduction up to 10dB** with the soundproofing inside the embedded box.

The outdoor box



MINI

MEDIUM

MAXI







# ■ ■ ■ ASTRA: The new era of central vacuum systems.

## SLIM ELEGANCE

Elegant and efficient  
combination of modern socket  
design and simplified opening.

## SIMPLY COMPATIBLE

Utmost ease of installation.  
The new Astra inlet is  
compatible with all GDA systems  
and suits all the main brands of  
electric plates.

## SAFER FOR LONGER


*astra* is the only inlet guaranteed for 10  
years.

## SLIM ELEGANCE

New design and easy opening  
of the bin

## MAINTENANCE

Utmost ease of  
installation



## BEAUTIFUL AS NONE

## MAXIMUM CLEANLINESS ON HAND



*astra* series vacuum inlet




Discover the technical features and the  
ones of installation of the *astra* inlet  
[www.astrabygda.com](http://www.astrabygda.com)

Screen the QR code and surf!



# *astra*

ULTRA-FLAT BEAUTY



MAXIMUM CLEANLINESS ON HAND



White



Silver



Anthracite

## ■ ■ ■ Baseboard aspirator

### INCREASE OF SYSTEM FLEXIBILITY

The baseboard aspirator installed at floor level comes in handy for suction of small objects for instance in a kitchen, hairsalon, spa center, office, or a cafeteria.

### EASY TO USE

Thanks to installation in kitchen's skirting, it is even possible to vacuum small waste while sweeping without the use of the flexible hose.

### VERSATILE DESIGN

A linear design and three colours (white, black, and aluminium) makes the baseboard aspirator adaptable to any interior design.

Baseboard Aspirator





## ■ ■ ■ Oval pipe

### DESIGN


The products in the LINEA OVALE oval pipe assortment are an absolute exclusivity, designed and manufactured by GDA. Thanks to the reduced height of only 24 mm It is now possible to realise a system in spaces Where before this was unthinkable, maintaining The same vacuum power and performance as With the traditional round tubing.

Systems with the Linea Ovale oval piping incentivize the installation of central vacuum systems in those areas where the traditional 50 mm tubing cannot be installed. Ideal for renovations, where there is a underfloorheating system, in prefabricated wooden houses and in case of the presence of drywall with soundproof material inside.

The oval piping, same as the traditional 50 mm round tubing, can be installed on floor, wall, and roof. It is also possible, where necessary, to realise mixed systems between round and oval pipes.

Where it is not possible to fit the system below the floor heating elements, the oval tubing can be installed around the surroundings, as shown on the above picture.

OVAL PIPE H24MM  
FLOOR HEATING ELEMENT  
OVAL PIPE  
PLUMBING SYSTEM  
ELECTRICAL SYSTEM





It is important to follow the below recommendations in order to obtain a correct system and select the appropriate unit:

Unit model and size	Max distance from unit to farther socket point	Max number of 90° angular curve in a single line
1000	10 m	2
1250	14 m	3
1450	20 m	4

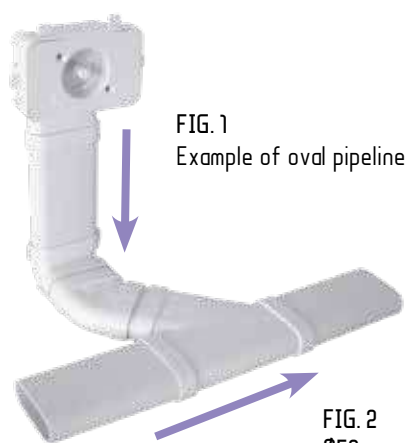


FIG. 1  
Example of oval pipeline



FIG. 2  
Ø50mm underfloor and the oval line up to the socket  
Optimum solution where insulated drywall partitions are designed, thanks to reduced pipe thickness (24mm only) is possible to install oval pipe avoiding to cut insulation panel with benefit of maintaining acoustic absorption without discontinuity.

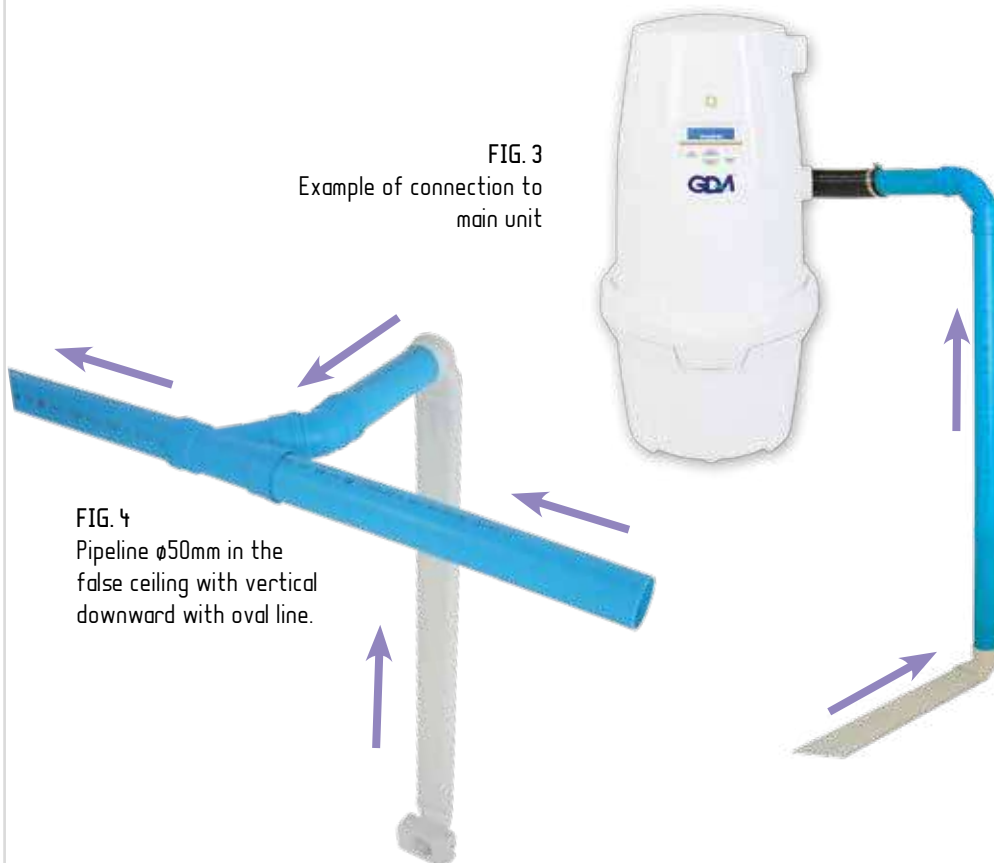


FIG. 3  
Example of connection to main unit

FIG. 4  
Pipeline Ø50mm in the false ceiling with vertical downward with oval line.

Note: Connect Ø50mm pipe to the power unit (Fig.3)

## ■ ■ ■ Aria-Suite Aspirarredo SYSTEM

With innovative “Aspirarredo system” named “Aria-Suite” (absolute exclusivity patented General D’aspirazione) it is possible to install a centralised vacuum system, in any moment, in any ambient, even if system has not been embedded at the time of construction.

### NO CIVIL WORKS REQUIRED FOR INSTALLATION

“Aria-Suite” system can be easily installed without any civil works with its décor elements refined and not invasive.

### COLOURS CUSTOMISATION

Pipeline and sockets can be finished with a multiple colour choice, in order to have perfect integration of system in the ambient and with furniture where it is installed.

#### Standard colours option

##### Wood line



##### Tech Line



#### Customised colours



For our customers complete satisfaction customisation of “Aria-Suite” components can be in reference with RAL chart





## Accessories

### 0301010 - Basic Kit

Articulated dusting brush, nozzle for corners, wheeled-floor 30 cm brush, accessories holder, telescopic plastic extension, flexible pipe plastic support.



### 0301011 - Medium Kit

Articulated dusting brush; Upholstery and clothes brush; Radiators brush; Car brush; Nozzle for corners; Two - function 27 cm brush; Accessories holder support; Chromed notched steel telescopic extension; Support accessory holder basket with pipe hanger.



### 0301012 - Full Kit

Two-function brush 27 cm; Articulated dusting brush; Upholstery and clothes brush; Radiators brush; Car brush; Nozzle for corners; Wheeled-floor 37 cm brush; Accessories holder support; Chromed notched steel telescopic extension; Parquet brush spare felt accessory holder basket with pipe hanger.



### 0301042/0301043

Working hose Brava Wireless of 7M (0301042) and 9M (0301043) with chrome swivel coupling



### 0401002

Wheeled floor 36 cm brush



### 0409035

Two-function floor - carpets - moquette 27 cm brush mod. G05



### 0401011/1

Rotating bristle carpet sweeper and moquette wheeled turbo 28 cm brush



### 0401001

Two-function floor 30 cm with protective skirting



### 0401010

Turbo brush CAT (performance comparable to electric brushes, for short-pile carpets and rugs)



### 0401009

Wheeled floor 30 cm brush





0409040

Parquet brush for mod. G05



0409036

Parquet base Plate for mod. G05



0409037

Mop base for mod. G05 (cleaning hard floors: ceramic, terracotta, marble..)



0401003

Brush for dusting



0401006

Car, mattress and sofas brush



0410007/0410002

Flexible pipe 6 and 8 m cover stocking (0410007) and 10 m (0410002)



0402003

Chromed notched steel telescopic extension



0414000/0414001/041002

Space saving bag 40x60 cm (0414000) - 60x90 cm (0414001) 70x120 (0414002)



0401045

Clothes brush usable even if not connected to the system



0410003

Accessories carriage



## ■ ■ ■ Accessories

0401041

Animal brush with 20x11 cm bristle

0401042

Animal brush with 20x11 cm fine comb brush

0401043

Animal brush with 20x11 cm medium comb



0401004

Upholstery, clothes, curtains brush



0401005

Radiators brush (to couple with the nozzle for corners 0401008)



0401008

Nozzle for corners



0401018

Rubber industrial special cone nozzle



0401046

Flexible nozzle 50 cm, with brush 15 cm (cleaning radiators and small spaces that are not archived with other accessories)



0401029

Special rubber flat nozzle Ø 32



0401032

Upholstery mini-turbo 16 cm brush



0401016

Pipes, beams and fans brush



## ■ ■ ■ Liquid and ash aspirator

Vacuum all types of liquids from the floor. Cleans all types of flooring. Using a little water and detergent, it vacuums even the hardest dirt as in public places, kitchens, bathrooms, outdoor areas, etc... Wet mopping is taken care of.

Also useful in small emergency plumbing tasks, it can unblock the sink without a call to the plumbers. The Liquid aspirator has an inbuilt antifoam, automatic patented device which stops the suction when the container is full to avoid damaging the network of pipes and the filter at the end. The Container is made of Polypropylene, resistant to impact, heat and acids and a Recyclable material.



**0408005**

Liquid aspirator with accessory ash capacity 23 L

Complete with:

- Brush cleaners 37 cm
- Pair of extensions in plastic
- Suction filter ash

(we recommend the use of dedicated work with tube)



## Central vacuum units

### Wireless standard series

**Including:**

- Contact system to switch the unit on and off with wires
- Wireless system to switch the unit on and off without wires directly from the handle of the hose
- Integrated muffler
- Spare Bag



5 year  
warranty



**WS1000**



**WS1250**

### Wireless intelligence series

**Including:**

- Contact system to switch the unit on and off with wires
- Wireless system to switch the unit on and off without wires directly from the handle of the hose
- Embedded user interface to monitor the operation
- Integrated muffler
- Spare Bag
- Spare filter



5 year  
warranty



**Wi 1000**



**Wi 1250**



**Wi 1450**

### Wireless total series

**Including:**

- Contact system to switch the unit on and off with wires
- Wireless system to switch the unit on and off without wires directly from the handle of the hose
- Embedded user interface to monitor the operation
- Integrated muffler
- Spare Bag
- Spare filter



5 year  
warranty



**WT 1250**



**WT 1450**



### Legend

- in gray: the suction
- in yellow: the expulsion
- fig.1: for models 1000 and 1250
- fig.2: for models 1600 and 1750

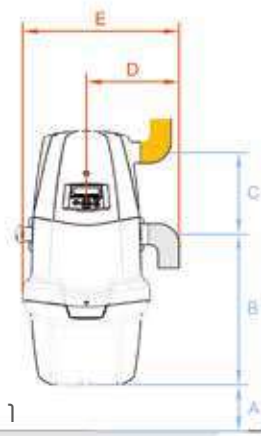


FIGURA 1

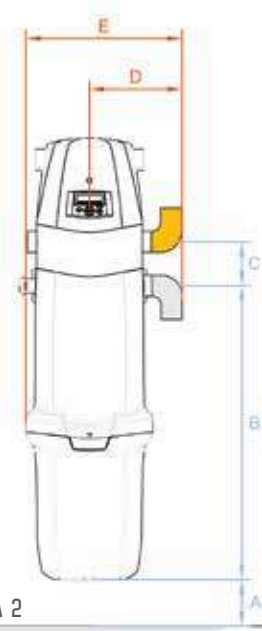


FIGURA 2

MODELS	WS1000	WS1250	Wi1000	Wi1250	Wi1450	WT1250	WT1450
Work Surface (mq)	0-120	50-300	0-120	50-300	200-700	50-300	200-700
Maximum distance to the inlet	20	30	20	30	40	30	40
Intelligence Electronics	NO	NO	YES	YES	YES	YES	YES
Self Cleaning	NO	NO	NO	NO	NO	YES	YES
Integrated Wireless	YES	YES	YES	YES	YES	YES	YES
Integrated Silencer	YES	YES	YES	YES	YES	YES	YES
Air expulsion	YES	YES	YES	YES	YES	YES	YES
IP protection grade	55	55	55	55	44	44	44
Reversibility inlet / outlet	YES	YES	YES	YES	YES	YES	YES
Nominal Power (W)	1000	1250	1000	1250	1450	1250	1450
Soft-start	SI	SI	SI	SI	SI	SI	SI
Power Supply (V)	220/230	220/230	220/230	220/230	220/230	220/230	220/230
Frequency (Hz)	50/60	50/60	50/60	50/60	50/60	50/60	50/60
Absorption (A)	4.8	6.4	4.8	6.4	7.3	6.4	7.3
Fuse (A)	6.3	8	6.3	8	10	8	10
Sochet Alimentation (Vdc)	5	5	5	5	5	5	5
Max Air Capacity (mc/h)	205	230	205	230	179	230	179
Depression (mmH2O)	2.430	2.830	2.430	2.830	3.950	2.830	3.950
Air Watt	415	556	415	556	615	556	615
Filter Surface (cm2)	4.000	8.500	4.000	8.500	8.500	8.500	8.500
Filter Material	Poliestere		Poliestere			Poliestere	
Dust bag capacity (lt)	8	18	8	18	18	18	18
Air input/output (Ømm)	50	50	50	50	50	50	50
Max Noise (dB A)	58	61	58	61	66	61	66
Bug off spare part	YES	YES	YES	YES	YES	YES	YES
Spare filter	NO	NO	YES	YES	YES	YES	YES
Consumption in stand-by (W)	4.5	4.5	1	1	1	1	1

## ■ ■ ■ Inverter central monoblock



### FOR ONE OR FOUR SIMULTANEOUS USERS

The continuous search for excellence and innovation in the field of commercial/ industrial cleaning and has created the new "Inverter Central Monoblock" which has a unique corps design technology that offers superior performance, lower power consumption and high filtering capacity.

Available in versions from one to four operators working simultaneously, the Inverter Central Monoblock allow smaller overall dimensions, better performance, lower power consumption and excellent filtering capacity. Their application range extends from surface of 500 mq., such as villas and cottages, up to 5,000 mq.

### MINIMAL AMOUNT OF SPACE

The Central Monoblock includes in a unique corps design, technology and performance a system of inverter in all models resulting in low power consumption

### VERSATILITY OF USE

Ideal for environments with surface up to 5,000 square meters, the Central Monoblock is prepared for the operation of one or two simultaneous users.

### SELF-CLEANING OF FILTER

The Central Monoblock can be equipped with the self-cleaning filter, which guarantees a constant efficiency over time, reducing maintenance time.

### EASE OF INSTALLATION



It's enough connecting the hose of input and output of the air and the plug supplied to the electric socket to switch on the unit.

TECHNICAL DATA	MODEL							
CODE	CM126M	CM126MA	CM126T	CM126TA	CM238T	CM238TA	CM350TA	CM469TA
Number of user	1	1	1	1	2	2	3	4
Work Area (m²)	300 - 1000	300 - 1000	300 - 1000	300 - 1000	1000 - 2000	1000 - 2000	2000 - 4000	3000 - 5000
Self-cleaning	NO	YES	NO	YES	NO	YES	YES	YES
Max air capacity (m³/h)	350	350	350	350	460	460	530	680
Work air capacity 160 mbar (m³/h)	200	200	200	200	340	340	400	530
Working depression (mbar)	360	360	360	360	400	400	420	460
Max noise (dB A)	59	59	59	59	62,5	62,5	66	67
Internal soundproof	YES	YES	YES	YES	YES	YES	YES	YES
Motor power (KW)	2,2	2,2	2,2	2,2	4,2	4,2	5,0	6,9
Power supply (V)	230	230	400	400	400	400	400	400
Inverter	YES	YES	YES	YES	YES	YES	YES	YES
Thermal motor protection	YES	YES	YES	YES	YES	YES	YES	YES
Overcurrent protection	YES	YES	YES	YES	YES	YES	YES	YES
Absorption (A)	6,7	6,7	6,7	6,7	9,7	9,7	12	15,6
Dust container capacity (l)	90	90	90	90	90	90	120	120
Diameter (cm)	46	46	46	46	46	46	55	55
Surface filter (mq)	2	2	2	2	2	2	3,6	3,6
Diameter air input/output (mm)	63	63	63	63	63	63	80	80
Height (cm)	178	178	178	178	178	178	190	190
Width tot. (cm)	70	70	70	70	70	70	79	79
Depth tot. (cm)	85	85	85	85	85	85	99	99
Weight (kg)	104	112	104	112	104	112	159	166

“(\*) Noise data collected in accordance with UNI EN ISO 3744



100% made in Italy



*since 1974*



GENERAL D'ASPIRAZIONE s.a.s.  
Via del Lavoro, 9/11 - 47030 S. Mauro Pascoli (FC) Italy  
Tel. 0541 931012 - Fax 0541 933763  
[info@generaldaspirazione.com](mailto:info@generaldaspirazione.com)  
[www.generaldaspirazione.com](http://www.generaldaspirazione.com)

Follow us on our Social Network

